



### District Report Card: 2017


<b>State:</b> Gujarat	<b>District:</b> Surendranagar
<b>Class:</b> 8	<b>Subject:</b> Language
<b>Schools:</b> 51	<b>Students:</b> 1211


### Participation/Coverage


#### Students

<b>GENDER</b> 	Boys		Girls	
	Number	%	Number	%
	611	50.45	600	49.55

<b>AREA</b> 	Rural		Urban	
	Number	%	Number	%
	960	79.27	251	20.73

<b>CATEGORY</b> 	SC		ST		OBC		GEN	
	Number	%	Number	%	Number	%	Number	%
	123	10.16	50	4.13	962	79.44	76	6.28

<b>CWSN</b> 	LD	VI	HI	S&LD	ID	Oth
	0	2	1	2	4	3

<b>Management</b> 	Government		Government-aided	
	Number	%	Number	%
	1211	100.00	0	0.00

### Average Performance of Students in Language (%)

Overall	Gender		Area		Management		Social Group			
	Male	Female	Rural	Urban	Govt.	Aided	SC	ST	OBC	GEN
60.73	59.77	61.70	61.60	57.37	60.73	0.00	64.34	53.60	59.90	70.00

## Performance on Learning Outcomes (LOs)

Learning Outcomes	Description	Average Performance(%)
L813	Read textual/non-textual materials with comprehension and identifies the details, characters, main idea and sequence of ideas and events while reading	60.73

Range of Performance of Students who Answered Correctly							
Below 30%		30% - 50%		50% - 75%		Above 75%	
Number	%	Number	%	Number	%	Number	%
143	11.81	244	20.15	479	39.55	345	28.49

## Lowest Performing Learning Outcomes (LOs)

1 - Read textual/non-textual materials with comprehension and identifies the details, characters, main idea and sequence of ideas and events while reading (60.73)